

2011 Budget

January

INCOME	Projected	Actual	
Job1	\$0.00		
Job2	\$0.00		
Side Income 1	\$0.00		
Side Income 2	\$0.00		
Miscellaneous	\$0.00		
TOTAL INCOME	\$0.00	\$0.00	

EXPENSES	Budgeted	Actual	Left Over
Rent	\$0.00		\$0.00
Cell Phone	\$0.00		\$0.00
MSP	\$0.00		\$0.00
Hydro	\$0.00		\$0.00
Internet/Cable	\$0.00		\$0.00
Food	\$0.00	\$0.00	\$0.00
Household	\$0.00	\$0.00	\$0.00
Entertainment	\$0.00	\$0.00	\$0.00
Clothing	\$0.00	\$0.00	\$0.00
Travel	\$0.00	\$0.00	\$0.00
Transportation	\$0.00	\$0.00	\$0.00
Personal Care	\$0.00	\$0.00	\$0.00
Home Insurance	\$0.00	\$0.00	\$0.00
Miscellaneous	\$0.00	\$0.00	\$0.00
TOTAL EXPENSES	\$0.00	\$0.00	\$0.00

SAVINGS	Previous Balance	+/- Change	New Balance
Emergency Fund	\$0.00	\$0.00	\$0.00
Travel Fund	\$0.00	\$0.00	\$0.00
TFSFA	\$0.00	\$0.00	\$0.00
Investment 1	\$0.00	\$0.00	\$0.00
Investment 2	\$0.00	\$0.00	\$0.00
RRSP	\$0.00	\$0.00	\$0.00
Other	\$0.00	\$0.00	\$0.00
TOTAL SAVINGS	\$0.00	\$0.00	\$0.00

DEBT	Previous Balance	+/- Change	New Balance
Credit Card 1	\$0.00	\$0.00	\$0.00
Credit Card 2	\$0.00	\$0.00	\$0.00
Credit Card 3	\$0.00	\$0.00	\$0.00
Line of Credit	\$0.00	\$0.00	\$0.00
TOTAL DEBT	\$0.00	\$0.00	\$0.00

Net Worth: \$0.00




\$0.00


\$0.00

\$0.00

— \$0.00 |



Transportation	Miscellaneous
\$0.00	\$0.00



Other
\$0.00

2011 Budget

February

INCOME	Projected	Actual	
Job1	\$0.00		
Job2	\$0.00		
Side Income 1	\$0.00		
Side Income 2	\$0.00		
Miscellaneous	\$0.00		
TOTAL INCOME	\$0.00	\$0.00	

EXPENSES	Budgeted	Actual	Left Over
Rent	\$0.00		\$0.00
Cell Phone	\$0.00		\$0.00
MSP	\$0.00		\$0.00
Hydro	\$0.00		\$0.00
Internet/Cable	\$0.00		\$0.00
Food	\$0.00	\$0.00	\$0.00
Household	\$0.00	\$0.00	\$0.00
Entertainment	\$0.00	\$0.00	\$0.00
Clothing	\$0.00	\$0.00	\$0.00
Travel	\$0.00	\$0.00	\$0.00
Transportation	\$0.00	\$0.00	\$0.00
Personal Care	\$0.00	\$0.00	\$0.00
Home Insurance	\$0.00	\$0.00	\$0.00
Miscellaneous	\$0.00	\$0.00	\$0.00
TOTAL EXPENSES	\$0.00	\$0.00	\$0.00

SAVINGS	Previous Balance	+/- Change	New Balance
Emergency Fund	\$0.00	\$0.00	\$0.00
Travel Fund	\$0.00	\$0.00	\$0.00
TFSFA	\$0.00	\$0.00	\$0.00
Investment 1	\$0.00	\$0.00	\$0.00
Investment 2	\$0.00	\$0.00	\$0.00
RRSP	\$0.00	\$0.00	\$0.00
Other	\$0.00	\$0.00	\$0.00
TOTAL SAVINGS	\$0.00	\$0.00	\$0.00

DEBT	Previous Balance	+/- Change	New Balance
Credit Card 1	\$0.00	\$0.00	\$0.00
Credit Card 2	\$0.00	\$0.00	\$0.00
Credit Card 3	\$0.00	\$0.00	\$0.00
Line of Credit	\$0.00	\$0.00	\$0.00
TOTAL DEBT	\$0.00	\$0.00	\$0.00

Net Worth: \$0.00




\$0.00


\$0.00

\$0.00

— \$0.00 |



Transportation	Miscellaneous
\$0.00	\$0.00



Other
\$0.00

2011 Budget

March

INCOME	Projected	Actual	
Job1	\$0.00		
Job2	\$0.00		
Side Income 1	\$0.00		
Side Income 2	\$0.00		
Miscellaneous	\$0.00		
TOTAL INCOME	\$0.00	\$0.00	

EXPENSES	Budgeted	Actual	Left Over
Rent	\$0.00		\$0.00
Cell Phone	\$0.00		\$0.00
MSP	\$0.00		\$0.00
Hydro	\$0.00		\$0.00
Internet/Cable	\$0.00		\$0.00
Food	\$0.00	\$0.00	\$0.00
Household	\$0.00	\$0.00	\$0.00
Entertainment	\$0.00	\$0.00	\$0.00
Clothing	\$0.00	\$0.00	\$0.00
Travel	\$0.00	\$0.00	\$0.00
Transportation	\$0.00	\$0.00	\$0.00
Personal Care	\$0.00	\$0.00	\$0.00
Home Insurance	\$0.00	\$0.00	\$0.00
Miscellaneous	\$0.00	\$0.00	\$0.00
TOTAL EXPENSES	\$0.00	\$0.00	\$0.00

SAVINGS	Previous Balance	+/- Change	New Balance
Emergency Fund	\$0.00	\$0.00	\$0.00
Travel Fund	\$0.00	\$0.00	\$0.00
TFSA	\$0.00	\$0.00	\$0.00
Investment 1	\$0.00	\$0.00	\$0.00
Investment 2	\$0.00	\$0.00	\$0.00
RRSP	\$0.00	\$0.00	\$0.00
Other	\$0.00	\$0.00	\$0.00
TOTAL SAVINGS	\$0.00	\$0.00	\$0.00

DEBT	Previous Balance	+/- Change	New Balance
Credit Card 1	\$0.00	\$0.00	\$0.00
Credit Card 2	\$0.00	\$0.00	\$0.00
Credit Card 3	\$0.00	\$0.00	\$0.00
Line of Credit	\$0.00	\$0.00	\$0.00
TOTAL DEBT	\$0.00	\$0.00	\$0.00

Net Worth: \$0.00





Breakdown of Expenses

Food	Household
\$0.00	

Savings Transactions

Emergency Fund	Travel Fund
\$0.00	

Debt Transactions


Credit Card 1	Credit Card 2

\$0.00


\$0.00

\$0.00

— \$0.00 |



Transportation	Miscellaneous
\$0.00	\$0.00



Other
\$0.00

2011 Budget

April

INCOME	Projected	Actual	
Job1	\$0.00		
Job2	\$0.00		
Side Income 1	\$0.00		
Side Income 2	\$0.00		
Miscellaneous	\$0.00		
TOTAL INCOME	\$0.00	\$0.00	

EXPENSES	Budgeted	Actual	Left Over
Rent	\$0.00		\$0.00
Cell Phone	\$0.00		\$0.00
MSP	\$0.00		\$0.00
Hydro	\$0.00		\$0.00
Internet/Cable	\$0.00		\$0.00
Food	\$0.00	\$0.00	\$0.00
Household	\$0.00	\$0.00	\$0.00
Entertainment	\$0.00	\$0.00	\$0.00
Clothing	\$0.00	\$0.00	\$0.00
Travel	\$0.00	\$0.00	\$0.00
Transportation	\$0.00	\$0.00	\$0.00
Personal Care	\$0.00	\$0.00	\$0.00
Home Insurance	\$0.00	\$0.00	\$0.00
Miscellaneous	\$0.00	\$0.00	\$0.00
TOTAL EXPENSES	\$0.00	\$0.00	\$0.00

SAVINGS	Previous Balance	+/- Change	New Balance
Emergency Fund	\$0.00	\$0.00	\$0.00
Travel Fund	\$0.00	\$0.00	\$0.00
TFSFA	\$0.00	\$0.00	\$0.00
Investment 1	\$0.00	\$0.00	\$0.00
Investment 2	\$0.00	\$0.00	\$0.00
RRSP	\$0.00	\$0.00	\$0.00
Other	\$0.00	\$0.00	\$0.00
TOTAL SAVINGS	\$0.00	\$0.00	\$0.00

DEBT	Previous Balance	+/- Change	New Balance
Credit Card 1	\$0.00	\$0.00	\$0.00
Credit Card 2	\$0.00	\$0.00	\$0.00
Credit Card 3	\$0.00	\$0.00	\$0.00
Line of Credit	\$0.00	\$0.00	\$0.00
TOTAL DEBT	\$0.00	\$0.00	\$0.00

Net Worth: \$0.00




\$0.00


\$0.00

\$0.00

— \$0.00 |



Transportation	Miscellaneous
\$0.00	\$0.00



Other
\$0.00

2011 Budget

May

INCOME	Projected	Actual	
Job1	\$0.00		
Job2	\$0.00		
Side Income 1	\$0.00		
Side Income 2	\$0.00		
Miscellaneous	\$0.00		
TOTAL INCOME	\$0.00	\$0.00	

EXPENSES	Budgeted	Actual	Left Over
Rent	\$0.00		\$0.00
Cell Phone	\$0.00		\$0.00
MSP	\$0.00		\$0.00
Hydro	\$0.00		\$0.00
Internet/Cable	\$0.00		\$0.00
Food	\$0.00	\$0.00	\$0.00
Household	\$0.00	\$0.00	\$0.00
Entertainment	\$0.00	\$0.00	\$0.00
Clothing	\$0.00	\$0.00	\$0.00
Travel	\$0.00	\$0.00	\$0.00
Transportation	\$0.00	\$0.00	\$0.00
Personal Care	\$0.00	\$0.00	\$0.00
Home Insurance	\$0.00	\$0.00	\$0.00
Miscellaneous	\$0.00	\$0.00	\$0.00
TOTAL EXPENSES	\$0.00	\$0.00	\$0.00

SAVINGS	Previous Balance	+/- Change	New Balance
Emergency Fund	\$0.00	\$0.00	\$0.00
Travel Fund	\$0.00	\$0.00	\$0.00
TFSFA	\$0.00	\$0.00	\$0.00
Investment 1	\$0.00	\$0.00	\$0.00
Investment 2	\$0.00	\$0.00	\$0.00
RRSP	\$0.00	\$0.00	\$0.00
Other	\$0.00	\$0.00	\$0.00
TOTAL SAVINGS	\$0.00	\$0.00	\$0.00

DEBT	Previous Balance	+/- Change	New Balance
Credit Card 1	\$0.00	\$0.00	\$0.00
Credit Card 2	\$0.00	\$0.00	\$0.00
Credit Card 3	\$0.00	\$0.00	\$0.00
Line of Credit	\$0.00	\$0.00	\$0.00
TOTAL DEBT	\$0.00	\$0.00	\$0.00

Net Worth: \$0.00




\$0.00


\$0.00

\$0.00

— \$0.00 |



Transportation	Miscellaneous
\$0.00	\$0.00



Other
\$0.00

2011 Budget

June

INCOME	Projected	Actual	
Job1	\$0.00		
Job2	\$0.00		
Side Income 1	\$0.00		
Side Income 2	\$0.00		
Miscellaneous	\$0.00		
TOTAL INCOME	\$0.00	\$0.00	

EXPENSES	Budgeted	Actual	Left Over
Rent	\$0.00		\$0.00
Cell Phone	\$0.00		\$0.00
MSP	\$0.00		\$0.00
Hydro	\$0.00		\$0.00
Internet/Cable	\$0.00		\$0.00
Food	\$0.00	\$0.00	\$0.00
Household	\$0.00	\$0.00	\$0.00
Entertainment	\$0.00	\$0.00	\$0.00
Clothing	\$0.00	\$0.00	\$0.00
Travel	\$0.00	\$0.00	\$0.00
Transportation	\$0.00	\$0.00	\$0.00
Personal Care	\$0.00	\$0.00	\$0.00
Home Insurance	\$0.00	\$0.00	\$0.00
Miscellaneous	\$0.00	\$0.00	\$0.00
TOTAL EXPENSES	\$0.00	\$0.00	\$0.00

SAVINGS	Previous Balance	+/- Change	New Balance
Emergency Fund	\$0.00	\$0.00	\$0.00
Travel Fund	\$0.00	\$0.00	\$0.00
TFSFA	\$0.00	\$0.00	\$0.00
Investment 1	\$0.00	\$0.00	\$0.00
Investment 2	\$0.00	\$0.00	\$0.00
RRSP	\$0.00	\$0.00	\$0.00
Other	\$0.00	\$0.00	\$0.00
TOTAL SAVINGS	\$0.00	\$0.00	\$0.00

DEBT	Previous Balance	+/- Change	New Balance
Credit Card 1	\$0.00	\$0.00	\$0.00
Credit Card 2	\$0.00	\$0.00	\$0.00
Credit Card 3	\$0.00	\$0.00	\$0.00
Line of Credit	\$0.00	\$0.00	\$0.00
TOTAL DEBT	\$0.00	\$0.00	\$0.00

Net Worth: \$0.00




\$0.00


\$0.00

\$0.00

— \$0.00 |



Transportation	Miscellaneous
\$0.00	\$0.00



Other
\$0.00

2011 Budget

July

INCOME	Projected	Actual	
Job1	\$0.00		
Job2	\$0.00		
Side Income 1	\$0.00		
Side Income 2	\$0.00		
Miscellaneous	\$0.00		
TOTAL INCOME	\$0.00	\$0.00	

EXPENSES	Budgeted	Actual	Left Over
Rent	\$0.00		\$0.00
Cell Phone	\$0.00		\$0.00
MSP	\$0.00		\$0.00
Hydro	\$0.00		\$0.00
Internet/Cable	\$0.00		\$0.00
Food	\$0.00	\$0.00	\$0.00
Household	\$0.00	\$0.00	\$0.00
Entertainment	\$0.00	\$0.00	\$0.00
Clothing	\$0.00	\$0.00	\$0.00
Travel	\$0.00	\$0.00	\$0.00
Transportation	\$0.00	\$0.00	\$0.00
Personal Care	\$0.00	\$0.00	\$0.00
Home Insurance	\$0.00	\$0.00	\$0.00
Miscellaneous	\$0.00	\$0.00	\$0.00
TOTAL EXPENSES	\$0.00	\$0.00	\$0.00

SAVINGS	Previous Balance	+/- Change	New Balance
Emergency Fund	\$0.00	\$0.00	\$0.00
Travel Fund	\$0.00	\$0.00	\$0.00
TFSA	\$0.00	\$0.00	\$0.00
Investment 1	\$0.00	\$0.00	\$0.00
Investment 2	\$0.00	\$0.00	\$0.00
RRSP	\$0.00	\$0.00	\$0.00
Other	\$0.00	\$0.00	\$0.00
TOTAL SAVINGS	\$0.00	\$0.00	\$0.00

DEBT	Previous Balance	+/- Change	New Balance
Credit Card 1	\$0.00	\$0.00	\$0.00
Credit Card 2	\$0.00	\$0.00	\$0.00
Credit Card 3	\$0.00	\$0.00	\$0.00
Line of Credit	\$0.00	\$0.00	\$0.00
TOTAL DEBT	\$0.00	\$0.00	\$0.00

Net Worth: \$0.00




\$0.00


\$0.00

\$0.00

— \$0.00 |



Transportation	Miscellaneous
\$0.00	\$0.00



Other
\$0.00

2011 Budget

August

INCOME	Projected	Actual	
Job1	\$0.00		
Job2	\$0.00		
Side Income 1	\$0.00		
Side Income 2	\$0.00		
Miscellaneous	\$0.00		
TOTAL INCOME	\$0.00	\$0.00	

EXPENSES	Budgeted	Actual	Left Over
Rent	\$0.00		\$0.00
Cell Phone	\$0.00		\$0.00
MSP	\$0.00		\$0.00
Hydro	\$0.00		\$0.00
Internet/Cable	\$0.00		\$0.00
Food	\$0.00	\$0.00	\$0.00
Household	\$0.00	\$0.00	\$0.00
Entertainment	\$0.00	\$0.00	\$0.00
Clothing	\$0.00	\$0.00	\$0.00
Travel	\$0.00	\$0.00	\$0.00
Transportation	\$0.00	\$0.00	\$0.00
Personal Care	\$0.00	\$0.00	\$0.00
Home Insurance	\$0.00	\$0.00	\$0.00
Miscellaneous	\$0.00	\$0.00	\$0.00
TOTAL EXPENSES	\$0.00	\$0.00	\$0.00

SAVINGS	Previous Balance	+/- Change	New Balance
Emergency Fund	\$0.00	\$0.00	\$0.00
Travel Fund	\$0.00	\$0.00	\$0.00
TFSA	\$0.00	\$0.00	\$0.00
Investment 1	\$0.00	\$0.00	\$0.00
Investment 2	\$0.00	\$0.00	\$0.00
RRSP	\$0.00	\$0.00	\$0.00
Other	\$0.00	\$0.00	\$0.00
TOTAL SAVINGS	\$0.00	\$0.00	\$0.00

DEBT	Previous Balance	+/- Change	New Balance
Credit Card 1	\$0.00	\$0.00	\$0.00
Credit Card 2	\$0.00	\$0.00	\$0.00
Credit Card 3	\$0.00	\$0.00	\$0.00
Line of Credit	\$0.00	\$0.00	\$0.00
TOTAL DEBT	\$0.00	\$0.00	\$0.00

Net Worth: \$0.00




\$0.00


\$0.00

\$0.00

— \$0.00 |



Transportation	Miscellaneous
\$0.00	\$0.00



Other
\$0.00

2011 Budget

September

INCOME	Projected	Actual	
Job1	\$0.00		
Job2	\$0.00		
Side Income 1	\$0.00		
Side Income 2	\$0.00		
Miscellaneous	\$0.00		
TOTAL INCOME	\$0.00	\$0.00	

EXPENSES	Budgeted	Actual	Left Over
Rent	\$0.00		\$0.00
Cell Phone	\$0.00		\$0.00
MSP	\$0.00		\$0.00
Hydro	\$0.00		\$0.00
Internet/Cable	\$0.00		\$0.00
Food	\$0.00	\$0.00	\$0.00
Household	\$0.00	\$0.00	\$0.00
Entertainment	\$0.00	\$0.00	\$0.00
Clothing	\$0.00	\$0.00	\$0.00
Travel	\$0.00	\$0.00	\$0.00
Transportation	\$0.00	\$0.00	\$0.00
Personal Care	\$0.00	\$0.00	\$0.00
Home Insurance	\$0.00	\$0.00	\$0.00
Miscellaneous	\$0.00	\$0.00	\$0.00
TOTAL EXPENSES	\$0.00	\$0.00	\$0.00

SAVINGS	Previous Balance	+/- Change	New Balance
Emergency Fund	\$0.00	\$0.00	\$0.00
Travel Fund	\$0.00	\$0.00	\$0.00
TFSA	\$0.00	\$0.00	\$0.00
Investment 1	\$0.00	\$0.00	\$0.00
Investment 2	\$0.00	\$0.00	\$0.00
RRSP	\$0.00	\$0.00	\$0.00
Other	\$0.00	\$0.00	\$0.00
TOTAL SAVINGS	\$0.00	\$0.00	\$0.00

DEBT	Previous Balance	+/- Change	New Balance
Credit Card 1	\$0.00	\$0.00	\$0.00
Credit Card 2	\$0.00	\$0.00	\$0.00
Credit Card 3	\$0.00	\$0.00	\$0.00
Line of Credit	\$0.00	\$0.00	\$0.00
TOTAL DEBT	\$0.00	\$0.00	\$0.00

Net Worth: \$0.00




\$0.00


\$0.00

\$0.00

— \$0.00 |



Transportation	Miscellaneous
\$0.00	\$0.00



Other
\$0.00

2011 Budget

October

INCOME	Projected	Actual	
Job1	\$0.00		
Job2	\$0.00		
Side Income 1	\$0.00		
Side Income 2	\$0.00		
Miscellaneous	\$0.00		
TOTAL INCOME	\$0.00	\$0.00	

EXPENSES	Budgeted	Actual	Left Over
Rent	\$0.00		\$0.00
Cell Phone	\$0.00		\$0.00
MSP	\$0.00		\$0.00
Hydro	\$0.00		\$0.00
Internet/Cable	\$0.00		\$0.00
Food	\$0.00	\$0.00	\$0.00
Household	\$0.00	\$0.00	\$0.00
Entertainment	\$0.00	\$0.00	\$0.00
Clothing	\$0.00	\$0.00	\$0.00
Travel	\$0.00	\$0.00	\$0.00
Transportation	\$0.00	\$0.00	\$0.00
Personal Care	\$0.00	\$0.00	\$0.00
Home Insurance	\$0.00	\$0.00	\$0.00
Miscellaneous	\$0.00	\$0.00	\$0.00
TOTAL EXPENSES	\$0.00	\$0.00	\$0.00

SAVINGS	Previous Balance	+/- Change	New Balance
Emergency Fund	\$0.00	\$0.00	\$0.00
Travel Fund	\$0.00	\$0.00	\$0.00
TFSFA	\$0.00	\$0.00	\$0.00
Investment 1	\$0.00	\$0.00	\$0.00
Investment 2	\$0.00	\$0.00	\$0.00
RRSP	\$0.00	\$0.00	\$0.00
Other	\$0.00	\$0.00	\$0.00
TOTAL SAVINGS	\$0.00	\$0.00	\$0.00

DEBT	Previous Balance	+/- Change	New Balance
Credit Card 1	\$0.00	\$0.00	\$0.00
Credit Card 2	\$0.00	\$0.00	\$0.00
Credit Card 3	\$0.00	\$0.00	\$0.00
Line of Credit	\$0.00	\$0.00	\$0.00
TOTAL DEBT	\$0.00	\$0.00	\$0.00

Net Worth: \$0.00




\$0.00


\$0.00

\$0.00

— \$0.00 |



Transportation	Miscellaneous
\$0.00	\$0.00



Other
\$0.00

2011 Budget

November

INCOME	Projected	Actual	
Job1	\$0.00		
Job2	\$0.00		
Side Income 1	\$0.00		
Side Income 2	\$0.00		
Miscellaneous	\$0.00		
TOTAL INCOME	\$0.00	\$0.00	

EXPENSES	Budgeted	Actual	Left Over
Rent	\$0.00		\$0.00
Cell Phone	\$0.00		\$0.00
MSP	\$0.00		\$0.00
Hydro	\$0.00		\$0.00
Internet/Cable	\$0.00		\$0.00
Food	\$0.00	\$0.00	\$0.00
Household	\$0.00	\$0.00	\$0.00
Entertainment	\$0.00	\$0.00	\$0.00
Clothing	\$0.00	\$0.00	\$0.00
Travel	\$0.00	\$0.00	\$0.00
Transportation	\$0.00	\$0.00	\$0.00
Personal Care	\$0.00	\$0.00	\$0.00
Home Insurance	\$0.00	\$0.00	\$0.00
Miscellaneous	\$0.00	\$0.00	\$0.00
TOTAL EXPENSES	\$0.00	\$0.00	\$0.00

SAVINGS	Previous Balance	+/- Change	New Balance
Emergency Fund	\$0.00	\$0.00	\$0.00
Travel Fund	\$0.00	\$0.00	\$0.00
TFSA	\$0.00	\$0.00	\$0.00
Investment 1	\$0.00	\$0.00	\$0.00
Investment 2	\$0.00	\$0.00	\$0.00
RRSP	\$0.00	\$0.00	\$0.00
Other	\$0.00	\$0.00	\$0.00
TOTAL SAVINGS	\$0.00	\$0.00	\$0.00

DEBT	Previous Balance	+/- Change	New Balance
Credit Card 1	\$0.00	\$0.00	\$0.00
Credit Card 2	\$0.00	\$0.00	\$0.00
Credit Card 3	\$0.00	\$0.00	\$0.00
Line of Credit	\$0.00	\$0.00	\$0.00
TOTAL DEBT	\$0.00	\$0.00	\$0.00

Net Worth: \$0.00




\$0.00


\$0.00

\$0.00

— \$0.00 |



Transportation	Miscellaneous
\$0.00	\$0.00



Other
\$0.00

2011 Budget

December

INCOME	Projected	Actual	
Job1	\$0.00		
Job2	\$0.00		
Side Income 1	\$0.00		
Side Income 2	\$0.00		
Miscellaneous	\$0.00		
TOTAL INCOME	\$0.00	\$0.00	

EXPENSES	Budgeted	Actual	Left Over
Rent	\$0.00		\$0.00
Cell Phone	\$0.00		\$0.00
MSP	\$0.00		\$0.00
Hydro	\$0.00		\$0.00
Internet/Cable	\$0.00		\$0.00
Food	\$0.00	\$0.00	\$0.00
Household	\$0.00	\$0.00	\$0.00
Entertainment	\$0.00	\$0.00	\$0.00
Clothing	\$0.00	\$0.00	\$0.00
Travel	\$0.00	\$0.00	\$0.00
Transportation	\$0.00	\$0.00	\$0.00
Personal Care	\$0.00	\$0.00	\$0.00
Home Insurance	\$0.00	\$0.00	\$0.00
Miscellaneous	\$0.00	\$0.00	\$0.00
TOTAL EXPENSES	\$0.00	\$0.00	\$0.00

SAVINGS	Previous Balance	+/- Change	New Balance
Emergency Fund	\$0.00	\$0.00	\$0.00
Travel Fund	\$0.00	\$0.00	\$0.00
TFSA	\$0.00	\$0.00	\$0.00
Investment 1	\$0.00	\$0.00	\$0.00
Investment 2	\$0.00	\$0.00	\$0.00
RRSP	\$0.00	\$0.00	\$0.00
Other	\$0.00	\$0.00	\$0.00
TOTAL SAVINGS	\$0.00	\$0.00	\$0.00

DEBT	Previous Balance	+/- Change	New Balance
Credit Card 1	\$0.00	\$0.00	\$0.00
Credit Card 2	\$0.00	\$0.00	\$0.00
Credit Card 3	\$0.00	\$0.00	\$0.00
Line of Credit	\$0.00	\$0.00	\$0.00
TOTAL DEBT	\$0.00	\$0.00	\$0.00

Net Worth: \$0.00




\$0.00


\$0.00

\$0.00

— \$0.00 |



Transportation	Miscellaneous
\$0.00	\$0.00



Other
\$0.00