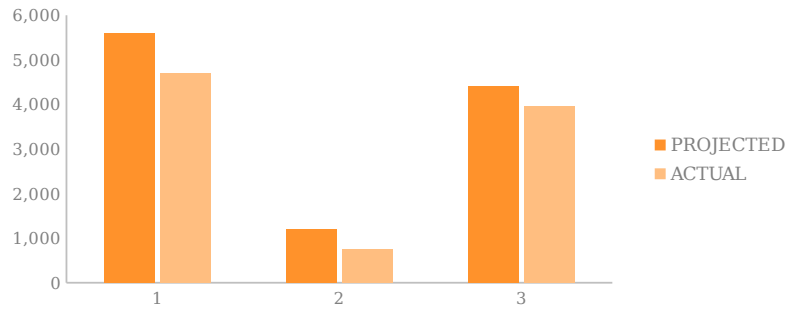


FAMILY MONTHLY

Budget Planner

March 2011



Cash Flow

Cash Flow	Projected	Actual	Variance
Total Income	5,600	4,700	-900
Total Expense	1,195	737	458
TOTAL CASH FLOW	4,405	3,963	-442







Monthly Income





Monthly Income	Projected	Actual	Variance
Income 1	4,000	3,000	-1,000
Income 2	1,300	1,400	100
Extra income	300	300	0
Other			0
TOTAL INCOME	5,600	4,700	-900



Monthly Expenses











Housing Expense	Projected	Actual	Variance
Mortgage or rent	1,000	500	500
Second mortgage or rent	0	0	0
Phone	54	100	-46
Electricity	44	56	-12
Gas	22	28	-6
Water and sewer	8	8	0
Cable	34	34	0
Waste removal	10	10	0
Maintenance or repairs	23	0	23
Supplies	0	0	0
Other	0	0	0
SUBTOTAL	1,195	736	459







Transportation	Projected	Actual	Variance
Vehicle 1 payment		1	-1
Vehicle 2 payment			0

Bus/taxi fare				0
Insurance				0
Licensing				0
Fuel				0
Maintenance				0
Other				0
SUBTOTAL	0	1		-1

Insurance	Projected	Actual	Variance
Home			 0
Health			 0
Life			 0
Other			 0
SUBTOTAL	0	0	 0

Food	Projected	Actual	Variance
Groceries			 0
Dining out			 0
Other			 0
SUBTOTAL	0	0	 0

Children	Projected	Actual	Variance
Medical			 0
Clothing			 0
School tuition			 0
School supplies			 0
Organization dues or fees			 0
Lunch money			 0
Child care			 0
Toys/games			 0
Other			 0
SUBTOTAL	0	0	 0

Pets	Projected	Actual	Variance
Food			 0
Medical			 0
Grooming			 0
Toys			 0
Other			 0
SUBTOTAL	0	0	 0




Personal Care	Projected	Actual	Variance
Medical			0
Hair/nails			0
Clothing			0
Dry cleaning			0
Health club			0
Organization dues or fees			0
Other			0
SUBTOTAL	0	0	0





Entertainment	Projected	Actual	Variance
Video/DVD			0
CDs			0
Movies			0
Concerts			0
Sporting events			0
Live theater			0
Other			0
SUBTOTAL	0	0	0

Loans	Projected	Actual	Variance
Personal			0
Student			0
Credit card			0
Credit card			0
Credit card			0
Other			0
SUBTOTAL	0	0	0

Taxes	Projected	Actual	Variance
Federal			0
State			0
Local			0
Other			0
SUBTOTAL	0	0	0

Savings or Investments	Projected	Actual	Variance
Retirement account			0
Investment account			0

College				0
Other				0
SUBTOTAL	0	0		0

Gifts and Donations	Projected	Actual	Variance	
Charity 1				0
Charity 2				0
Charity 3				0
SUBTOTAL	0	0		0

Legal	Projected	Actual	Variance	
Attorney				0
Alimony				0
Payments on lien or judgment				0
Other				0
SUBTOTAL	0	0		0